

Bee County, Texas

SCHEDULE OF INVESTMENT ACTIVITY

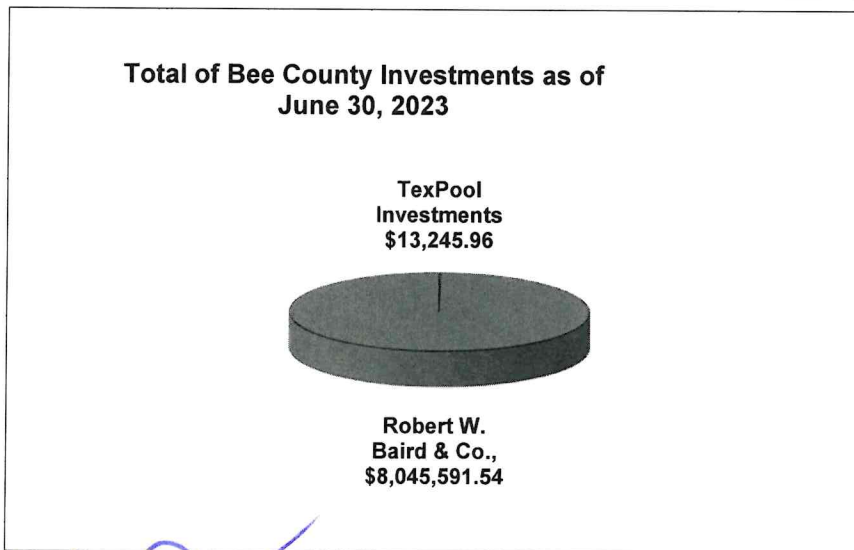
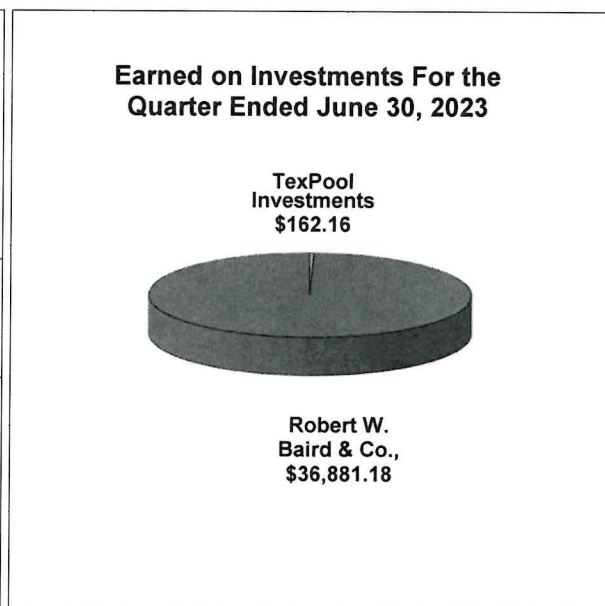
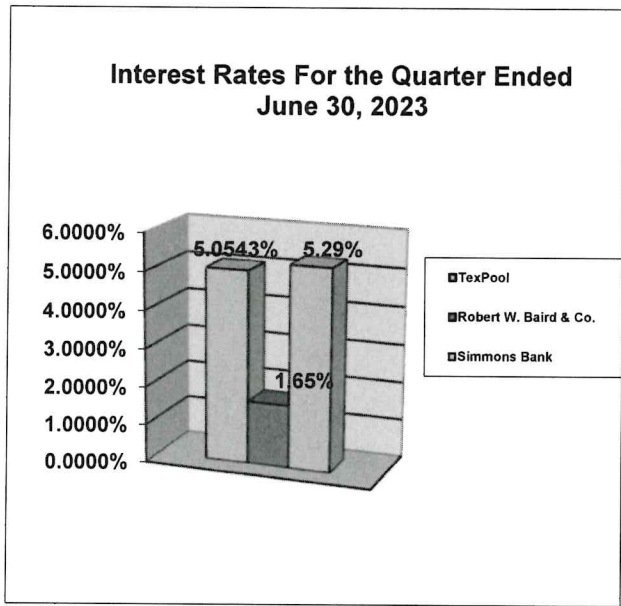
For The Quarter Ending June 30, 2023

Prepared By:
County Auditor's Office

A handwritten signature in black ink, consisting of a stylized 'V' shape followed by a series of loops and a final upward stroke.

Bee County, Texas
Schedule of Investment Activity Combined
For the Quarter Ended June 30, 2023

Investments	Balance 3/31/2023	Deposits	Withdrawals	Interest	Balance 6/30/2023
TexPool Investments	13,083.80	0.00	0.00	162.16	13,245.96
Robert W. Baird & Co.	8,012,716.72	0.00	4,006.36	36,881.18	8,045,591.54
TOTALS	8,025,800.52	0.00	4,006.36	37,043.34	8,058,837.50



April A. Cantu
 April A. Cantu, Bee County Auditor

Bee County, Texas
Schedule of Investment Activity Combined
For the Quarter Ended June 30, 2023

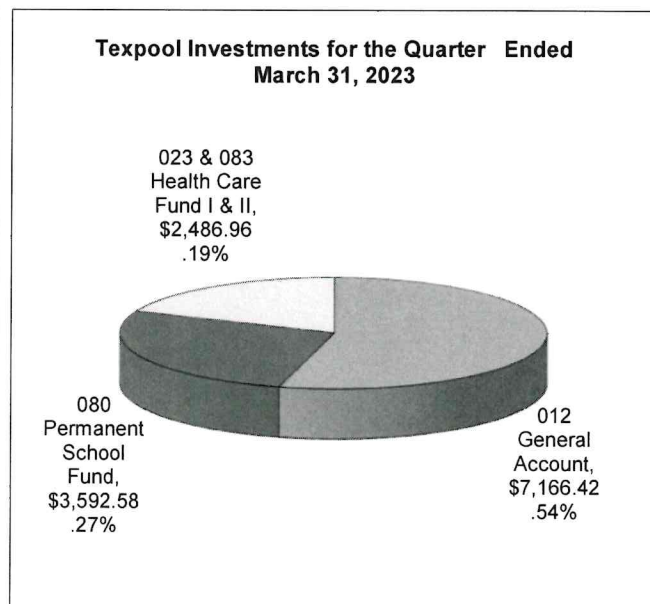
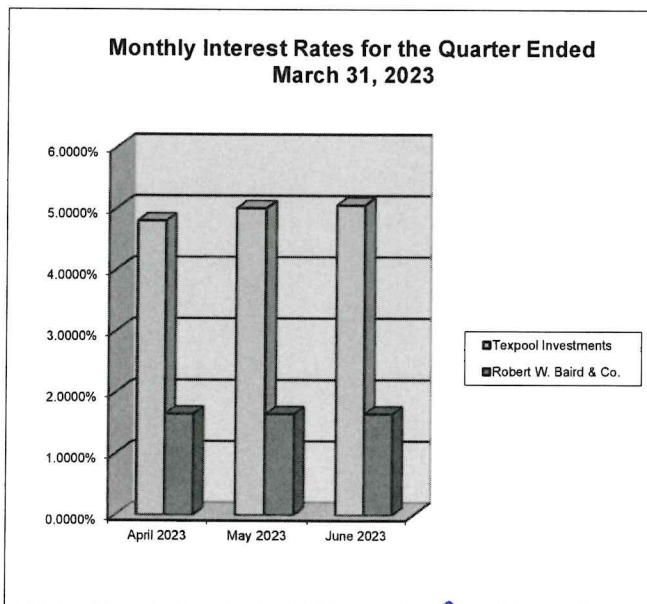
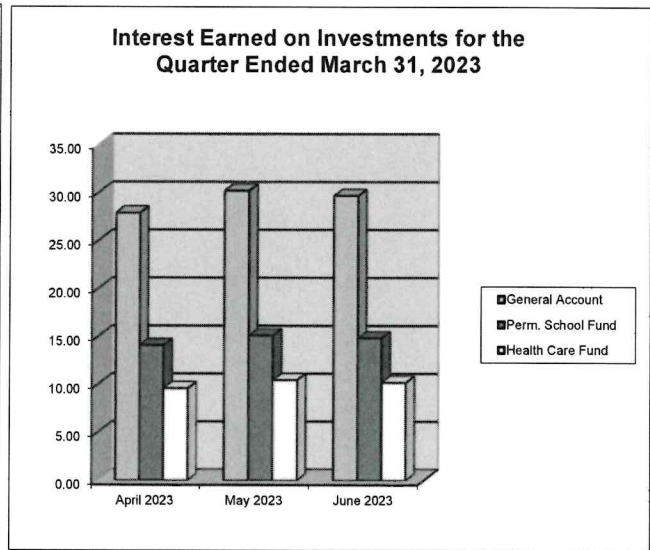
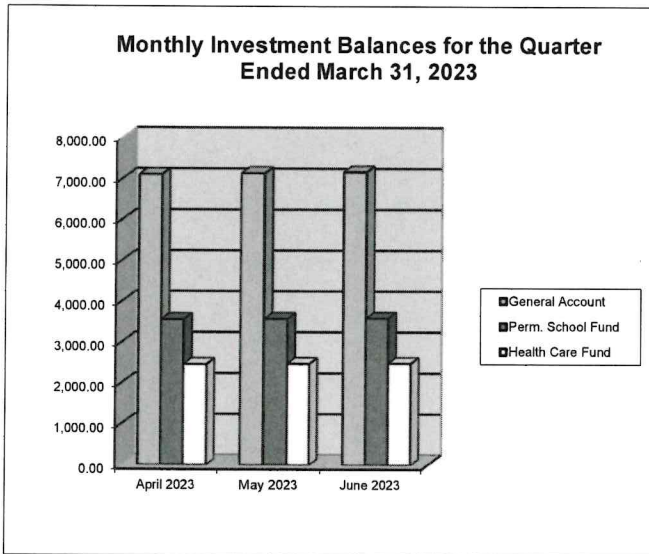
MONTHLY BALANCES	June 30, 2023
TexPool Investments	13,245.96
Robert W. Baird & Co.	8,045,591.54
Total Monthly Balance	8,058,837.50

INTEREST EARNED	June 30, 2023
TexPool Investments	162.16
Robert W. Baird & Co.	36,881.18
Robert W. Baird & Co. Prof. Services	-4,006.36
Robert W. Baird & Co. Cost Rpt. & Other Exp.	0.00
Total Monthly Balance	33,036.98

INTEREST RATES	June 30, 2023
TexPool Investments	5.0543%
Robert W. Baird & Co.	1.65%
Simmons Bank	5.29%

Bee County, Texas
Schedule of Investment Activity Texpool
For the Quarter Ended June 30, 2023

Texpool Investments	Balance 3/31/2023	Deposits	Withdrawals	Interest	Balance 6/30/2023
1. 012 General Account	7,078.61	0.00	0.00	87.81	7,166.42
2. 080 Perm. School Fund	3,548.51	0.00	0.00	44.07	3,592.58
3. 023 & 083 Health Care I & II	2,456.68	0.00	0.00	30.28	2,486.96
TOTALS	13,083.80	0.00	0.00	162.16	13,245.96



April A. Cantu
 April A. Cantu, Bee County Auditor

Bee County, Texas
Schedule of Investment Activity Texpool
For the Quarter Ended June 30, 2023

MONTHLY BALANCES	April 2023	May 2023	June 2023
012 General Account	7,106.51	7,136.73	7,166.42
080 Permanent School Fund	3,562.60	3,577.72	3,592.58
023 & 083 Health Care Fund I & II	2,466.28	2,476.75	2,486.96
Total Monthly Balance	<u>13,135.39</u>	<u>13,191.20</u>	<u>13,245.96</u>

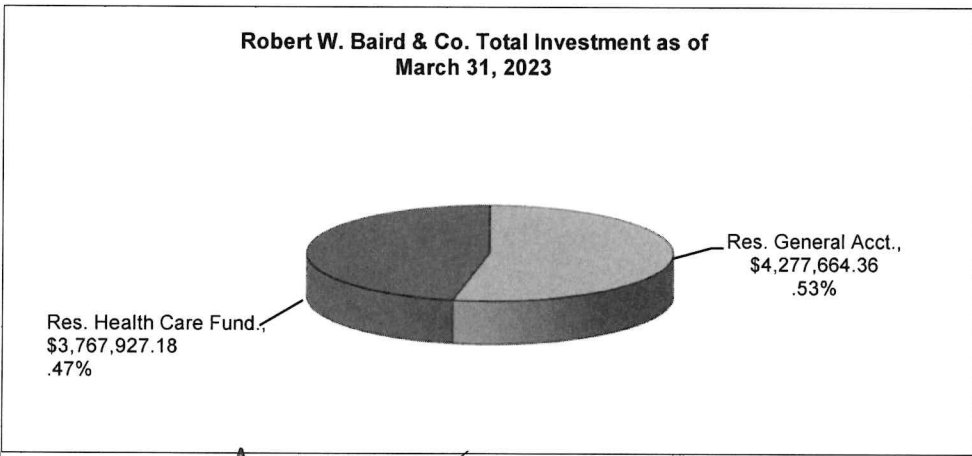

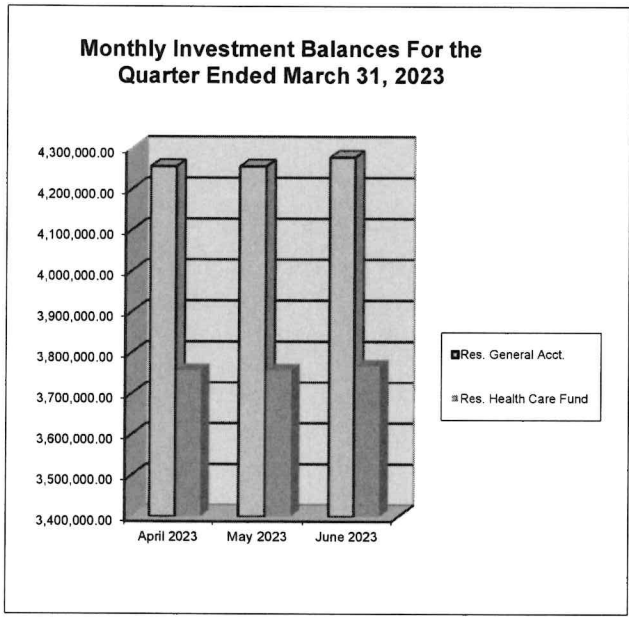
INTEREST EARNED	April 2023	May 2023	June 2023
012 General Account	27.90	30.22	29.69
080 Permanent School Fund	14.09	15.12	14.86
023 & 083 Health Care Fund I & II	9.60	10.47	10.21
Total Monthly Balance	<u>51.59</u>	<u>55.81</u>	<u>54.76</u>


INTEREST RATES	April 2023	May 2023	June 2023
TexPool Investments	4.7984%	5.0035%	5.0543%
Robert W. Baird & Co.	1.65%	1.65%	1.65%

GENERAL ACCT INVESTMENTS	April 2023	May 2023	June 2023
General Fund 012	3,675.52	3,691.15	3,706.51
Road & Bridge Fund 020	3,430.99	3,445.58	3,459.91
TOTAL GENERAL ACCOUNT INV.	<u>7,106.51</u>	<u>7,136.73</u>	<u>7,166.42</u>

Bee County, Texas
Schedule of Investment Activity Robert W. Baird & Co.
For the Quarter Ended June 30, 2023

Robert W. Baird & Co. Investments	Balance 3/31/2023	Deposits	Withdrawals	Interest	Balance 6/30/2023
012 Reserve General Account	4,255,433.39	0.00	2,127.72	24,358.69	4,277,664.36
023 Reserve Health Care Fund	3,757,283.33	0.00	1,878.64	12,522.49	3,767,927.18
TOTALS	8,012,716.72	0.00	4,006.36	36,881.18	8,045,591.53





 April A. Cantu, Bee County Auditor

Bee County, Texas
Schedule of Investment Activity Robert W. Baird & Co.
For the Quarter Ended June 30, 2023

MONTHLY BALANCES	April 2023	May 2023	June 2023
012 Reserve General Account	4,255,433.39	4,255,433.39	4,277,664.36
023 Reserve Health Care Fund	3,757,283.33	3,757,283.33	3,767,927.18
Total Monthly Balance	8,012,716.72	8,012,716.72	8,045,591.53

INTEREST EARNED	April 2023	May 2023	June 2023
012 Reserve General Account	0.00	0.00	24,358.69
023 & 083 Reserve Health Care Fund	0.00	0.00	12,522.49
General & HealthCare Fund Prof Services Fee	0.00	0.00	-4,006.36
Other Fees & Costs	0.00	0.00	
Total Monthly Balance	0.00	0.00	32,874.82

INTEREST RATES	April 2023	May 2023	June 2023
Robert W. Baird & Co.	1.65%	1.65%	1.65%

GENERAL ACCT INVESTMENTS	April 2023	May 2023	June 2023
General Fund 012	4,255,433.39	4,255,433.39	4,277,664.36
TOTAL GENERAL ACCOUNT INV.	4,255,433.39	4,255,433.39	4,277,664.36

Bee County Reserve Accounts - All Funds
Quarterly Management Report - Summary Statement of Investment Activity
As of June 30, 2023

	<u>Book Value</u>	<u>Market Value</u>
Value at Beginning of Reporting Period		
Date: 03/31/23	8,012,716.72	7,685,668.45
Contributions of Funds to Account		
Date:	0.00	0.00
Date:	0.00	0.00
Date:	0.00	0.00
Distributions of Funds from Account		
Date:	0.00	0.00
Date:	0.00	0.00
Date:	0.00	0.00
Value at Beginning as Adjusted	<u>8,012,716.72</u>	<u>7,685,668.45</u>
Interest and Dividends Received this Quarter	39,625.73	39,625.73
Accrued Interest Purchased	(0.01)	(0.01)
Accrued Interest at End of Period	41,014.36	41,014.36
Less: Accrued Interest at Beginning of Period	(35,765.30)	(35,765.30)
Bond Premiums Amortized/Discounts Acreated	(7,993.60)	(7,993.60)
Recognized Gain on Sale(s) or Early Call(s)	0.00	0.00
Recognized Loss on Sale(s)	0.00	0.00
Other Fees or Costs	0.00	0.00
Advisory Fees Paid	(4,006.36)	(4,006.36)
Reverse Unrecognized (Gain) or Loss (Period Beginning)	N/A	327,048.24
Unrecognized Gain or (Loss) (Period Ending)	N/A	(313,302.84)
Value at End of Reporting Period		
Date: 06/30/23	8,045,591.53	7,732,288.66
Change in Value (Period Ending Less Period Beginning)	32,874.81	46,620.21
Days Elapsed during Reporting Period	91	91
Average Daily Change In Value	361.26	512.31
Daily change Multiplied by 365 Days	131,860.52	186,993.15
Weighted Average Daily Balance	8,012,716.72	7,685,668.45
Quarter Ended Annualized Total Return	1.65%	2.43%

Certification: The following persons state affirmatively the following:

- 1) They have jointly prepared and reviewed this Quarterly Management Report; and
- 2) The investment portfolio and this report complies with State of Texas Government Code Title 10, Section 2256, et. seq. and Bee County Investment Policy.



 April Cantu, Bee County Investment Officer



 Joe Carter, Investment Advisor

Bee County General Reserve Fund
Quarterly Management Report - Summary Statement of Investment Activity
As of June 30, 2023

	Book Value	Market Value
Value at Beginning of Reporting Period		
Date: 03/31/23	\$4,255,433.39	\$4,134,992.45
Contributions of Funds to Account		
Date:	0.00	0.00
Date:	0.00	0.00
Date:	0.00	0.00
Distributions of Funds from Account		
Date:	0.00	0.00
Date:	0.00	0.00
Date:	0.00	0.00
Value at Beginning as Adjusted	4,255,433.39	4,134,992.45
Interest and Dividends Received this Quarter	25,342.45	25,342.45
Accrued Interest Purchased	(0.01)	(0.01)
Accrued Interest at End of Period	20,770.29	20,770.29
Less: Accrued Interest at Beginning of Period	(19,898.36)	(19,898.36)
Bond Premiums Amortized/Discounts Accrued	(1,855.68)	(1,855.68)
Recognized Gain on Sale(s) or Early Call(s)	0.00	0.00
Recognized Loss on Sale(s)	0.00	0.00
Other Fees or Costs	0.00	0.00
Advisory Fees Paid	(2,127.72)	(2,127.72)
Reverse Unrecognized (Gain) or Loss (Period Beginning)	N/A	120,440.92
Unrecognized Gain or (Loss) (Period Ending)	N/A	(111,176.09)
Value at End of Reporting Period		
Date: 06/30/23	4,277,664.36	4,166,488.25
Change in Value (Period Ending Less Period Beginning)	22,230.97	31,495.80
Days Elapsed during Reporting Period	91	91
Average Daily Change In Value	244.30	346.11
Daily change Multiplied by 365 Days	89,168.17	126,329.31
Weighted Average Daily Balance	4,255,433.39	4,134,992.45
Quarter Ended Annualized Total Return	2.10%	3.06%

Certification: The following persons state affirmatively the following:

- 1) They have jointly prepared and reviewed this Quarterly Management Report; and
- 2) The investment portfolio and this report complies with State of Texas Government Code Title 10, Section 2256, et. seq. and Bee County Investment Policy.



 April Cantu, Bee County Investment Officer



 Joe Carter, Investment Advisor

Bee County Health Care Reserve Fund
Quarterly Management Report - Summary Statement of Investment Activity
As of June 30, 2023

	<u>Book Value</u>	<u>Market Value</u>
Value at Beginning of Reporting Period		
Date: 03/31/23	\$3,757,283.33	\$3,550,676.00
Contributions of Funds to Account		
Date:	0.00	0.00
Date:	0.00	0.00
Date:	0.00	0.00
Distributions of Funds from Account		
Date:	0.00	0.00
Date:	0.00	0.00
Date:	0.00	0.00
Value at Beginning as Adjusted	<u>3,757,283.33</u>	<u>3,550,676.00</u>
Interest and Dividends Received this Quarter	14,283.28	14,283.28
Accrued Interest Purchased	0.00	0.00
Accrued Interest at End of Period	20,244.07	20,244.07
Less: Accrued Interest at Beginning of Period	(15,866.94)	(15,866.94)
Bond Premiums Amortized/Discounts Acreated	(6,137.92)	(6,137.92)
Recognized Gain on Sale(s) or Early Call(s)	0.00	0.00
Recognized Loss on Sale(s)	0.00	0.00
Other Fees or Costs	0.00	0.00
Advisory Fees Paid	(1,878.64)	(1,878.64)
Reverse Unrecognized (Gain) or Loss (Period Beginning)	N/A	206,607.32
Unrecognized Gain or (Loss) (Period Ending)	N/A	<u>(202,126.76)</u>
Value at End of Reporting Period		
Date: 06/30/23	3,767,927.18	3,565,800.41
Change in Value (Period Ending Less Period Beginning)	10,643.85	15,124.41
Days Elapsed during Reporting Period	91	91
Average Daily Change In Value	116.97	166.20
Daily change Multiplied by 365 Days	42,692.35	60,663.84
Weighted Average Daily Balance	3,757,283.33	3,550,676.00
Quarter Ended Annualized Total Return	1.14%	1.71%

Certification: The following persons state affirmatively the following:

- 1) They have jointly prepared and reviewed this Quarterly Management Report; and
- 2) The investment portfolio and this report complies with State of Texas Government Code Title 10, Section 2256, et. seq. and Bee County Investment Policy.


 April Cantu, Bee County Investment Officer


 Joe Carter, Investment Advisor